

KEDIA ADVISORY



# DAILY SPICES REPORT

5 May 2026

Kedia Stocks and Commodities Research Pvt. Ltd.

SEBI Registration Number: INH000006156 | Disclaimer: <https://kediaadvisory.com/disclaimer>

 FOLLOW US



### NCDEX Future Market Update

Commodity	Expiry	Open	High	Low	Close	% Change
TURMERIC	20-May-26	15,864.00	16,048.00	15,710.00	15,988.00	0.35
TURMERIC	19-Jun-26	15,800.00	15,918.00	15,516.00	15,836.00	0.13
JEERA	20-May-26	20,360.00	20,360.00	19,900.00	20,025.00	-2.05
JEERA	19-Jun-26	20,605.00	20,605.00	20,175.00	20,270.00	-2.10
DHANIYA	20-May-26	12,756.00	12,790.00	12,370.00	12,606.00	-0.88
DHANIYA	19-Jun-26	12,884.00	12,948.00	12,534.00	12,786.00	-0.45

### Spot Market Update

Commodity	Place	Price	% Chg
Jeera	उंझा	20,483.45	-0.38
Jeera	जोधपुर	20,650.00	0.73
Dhaniya	गोंडल	12,700.00	-0.18
Dhaniya	कोटा	13,164.50	-0.2
Turmeric (Unpolished)	निजामाबाद	14,727.40	2.06
Turmeric (Farmer Polished)	निजामाबाद	15,607.45	0.2

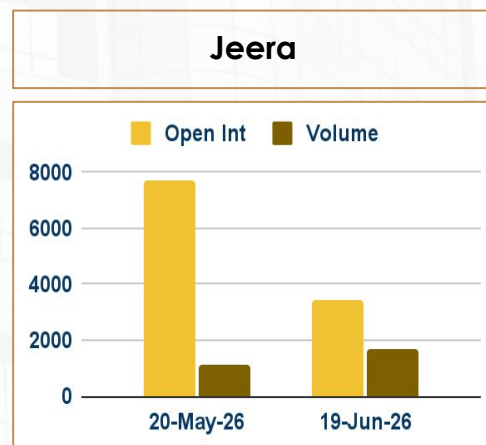
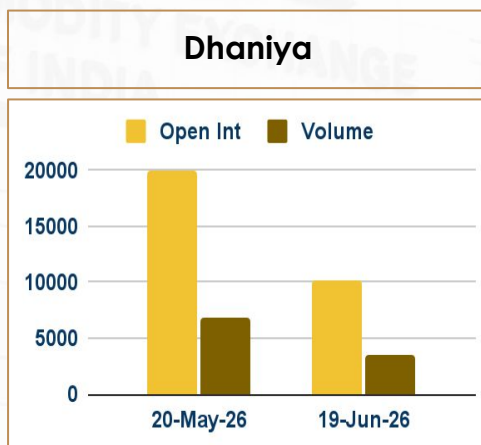
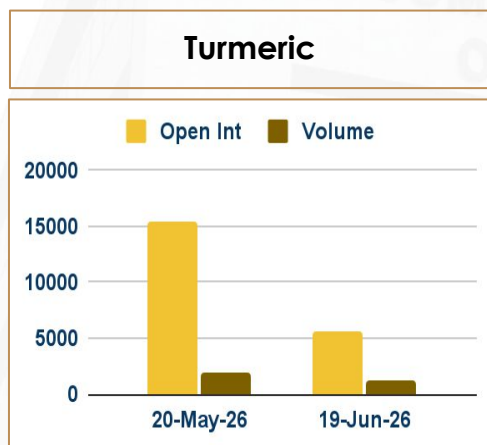
### Currency Market Update

Currency	Country	Rates
USDINR	India	95.25
USDCNY	China	6.83
USDBDT	Bangladesh	122.74
USDHKD	Hongkong	7.84
USDMYR	Malaysia	3.96
USDAED	UAE	3.67
EURUSD	Europe	1.17

### Open Interest Snapshot

Commodity	Expiry	% Change	% Oi Change	Oi Status
TURMERIC	20-May-26	0.35	-2.75	Short Covering
TURMERIC	19-Jun-26	0.13	15.96	Fresh Buying
JEERA	20-May-26	-2.05	0.63	Fresh Selling
JEERA	19-Jun-26	-2.10	15.78	Fresh Selling
DHANIYA	20-May-26	-0.88	-3.73	Long Liquidation
DHANIYA	19-Jun-26	-0.45	17.13	Fresh Selling

### OI & Volume Chart



Technical Snapshot



SELL JEERA MAY @ 20200 SL 20500 TGT 19900-19700. NCDEX

Spread JEERA JUN-MAY 245.00

Observations

Jeera trading range for the day is 19640-20560.

Jeera dropped as fresh crop arrivals from key Rajasthan hubs have increased.

Favorable weather conditions across North-West India allowed farmers to complete harvesting faster than expected.

Farmers are actively offloading stocks this week to generate liquidity for the upcoming Kharif planting season.

In Unjha, a major spot market, the price ended at 20483.45 Rupees dropped by -0.38 percent.

Trading Levels

Commodity	Expiry	Close	R2	R1	PP	S1	S2
JEERA	20-May-26	20,025.00	20560.00	20300.00	20100.00	19840.00	19640.00
JEERA	19-Jun-26	20,270.00	20780.00	20530.00	20350.00	20100.00	19920.00

## Technical Snapshot



**SELL DHANIYA MAY @ 12750 SL 12950 TGT 12550-12400. NCDEX**

**Spread** DHANIYA JUN-MAY 180.00

### Observations

Dhaniya trading range for the day is 12168-13008.

Dhaniya dropped on profit booking as arrivals in major hubs have accelerated after fiscal year-end activities in late March.

2026 output estimated at just 9.5–9.7 million bags, down from 11 million last year.

Carryover stocks have plummeted to 20–25 lakh bags, a significant drop from the 35–36 lakh bags held in 2025.

In Gondal, a major spot market, the price ended at 12700 Rupees dropped by -0.18 percent.

### Trading Levels

Commodity	Expiry	Close	R2	R1	PP	S1	S2
DHANIYA	20-May-26	12,606.00	13008.00	12806.00	12588.00	12386.00	12168.00
DHANIYA	19-Jun-26	12,786.00	13170.00	12978.00	12756.00	12564.00	12342.00

## Technical Snapshot



SELL TURMERIC MAY @ 16100 SL 16400 TGT 15800-15500. NCDEX

Spread **TURMERIC JUN-MAY** -152.00

### Observations

Turmeric trading range for the day is 15578-16254.

Turmeric gains as arrivals have remained lower than normal for this peak season

Farmers are liquidating stocks more rapidly to raise liquidity for upcoming Kharif sowing expenses, increasing the immediate supply.

Lingering tensions in the Middle East continue to complicate export logistics, causing some buyers to defer commitments.

In Nizamabad, a major spot market, the price ended at 15607.45 Rupees gained by 0.2 percent.

### Trading Levels

Commodity	Expiry	Close	R2	R1	PP	S1	S2
TURMERIC	20-May-26	15,988.00	16254.00	16122.00	15916.00	15784.00	15578.00
TURMERIC	19-Jun-26	15,836.00	16158.00	15996.00	15756.00	15594.00	15354.00

## NCDEX Jeera Seasonality



## NCDEX Dhaniya Seasonality



## NCDEX Turmeric Seasonality



## USDINR Seasonality



# Stay Ahead in Markets with Kedia Advisory



Get Live Commodity & Equity Market Updates backed by in-depth research, data-driven insights, and expert analysis.

## Why Kedia Advisory

- 🕒 Real-time market updates
- 📈 Key levels & trend direction
- 🔍 Research-based market views
- 👤 Trusted by active traders & investors

Visit: Kedia Advisory Website

[www.kediaadvisory.com](http://www.kediaadvisory.com)

CLICK HERE



SCAN ME



**Kedia Stocks and Commodities Research Pvt Ltd**

SEBI REGISTRATION NUMBER : INH000006156

Aadinath Commercial, Opp. Mumbai University, Vasant Valley Road, Khadakpada, Kalyan West

Investment in securities market are subject to market risks, read all the Related documents carefully before investing.



**Scan the QR to  
connect with us**

**KEDIA ADVISORY**

## **KEDIA STOCKS & COMMODITIES RESEARCH PVT LTD.**

Mumbai. INDIA.

For more details, please contact Mobile: +91 9619551022

Email: [info@kediaadvisory.com](mailto:info@kediaadvisory.com)

SEBI REGISTRATION NUMBER - INH000006156

For more information or to subscribe for monthly updates

Visit [www.kediaadvisory.com](http://www.kediaadvisory.com)

This Report is prepared and distributed by Kedia Stocks & Commodities Research Pvt Ltd. for information purposes only. The recommendations, if any, made herein are expressions of views and/or opinions and should not be deemed or construed to be neither advice for the purpose of purchase or sale through KSCRPL nor any solicitation or offering of any investment /trading opportunity. These information/opinions/ views are not meant to serve as a professional investment guide for the readers. No action is solicited based upon the information provided herein. Recipients of this Report should rely on information/data arising out of their own investigations. Readers are advised to seek independent professional advice and arrive at an informed trading/investment decision before executing any trades or making any investments. This Report has been prepared on the basis of publicly available information, internally developed data and other sources believed by KSCRPL to be reliable. KSCRPL or its directors, employees, affiliates or representatives do not assume any responsibility for or warrant the accuracy, completeness, adequacy and reliability of such information/opinions/ views. While due care has been taken to ensure that the disclosures and opinions given are fair and reasonable, none of the directors, employees, affiliates or representatives of KSCRPL shall be liable for any direct, indirect, special, incidental, consequential, punitive or exemplary damages, including lost profits arising in any way whatsoever from the information/opinions/views contained in this Report. The possession, circulation and/or distribution of this Report may be restricted or regulated in certain jurisdictions by appropriate laws. No action has been or will be taken by KSCRPL in any jurisdiction (other than India), where any action for such purpose (s) is required. Accordingly, this Report shall not be possessed, circulated and/ or distributed in any such country or jurisdiction unless such action is in compliance with all applicable laws and regulations of such country or jurisdiction. KSCRPL requires such a recipient to inform himself about and to observe any restrictions at his own expense, without any liability to KSCRPL. Any dispute arising out of this Report shall be subject to the exclusive jurisdiction of the Courts in India.